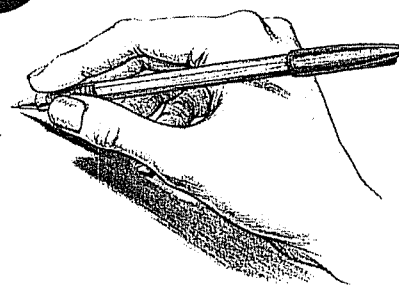


*Guide to  
Writing  
DBQ's*





# DBQ RULES

## Step 1: Directions


- Read all directions

## Step 2: Constructed Response Questions

- Answer CRQs in complete sentences
- Be sure to use the document to answer the questions
- Be specific
- Answer the question in your own words

## Step 3: Outline

- Create an outline like the one shown on the next page
- Use the Task to write your thesis statement
- Write topic sentences based on the Task/essay question
- Place the name of the documents under the appropriate topic sentences
  - For each document include:
    - Two key facts that answer the essay question
    - An analysis of the document
- Include at least 4 outside facts in your essay
- Restate your thesis for the concluding sentence



# DBQ OUTLINE ORGANIZER

THESIS STATEMENT:	
TASK/TOPIC SENTENCE:	TASK/TOPIC SENTENCE:
D # ___ Details and Analysis —	D # ___ Details and Analysis —
D # ___ Details and Analysis —	D # ___ Details and Analysis —
D # ___ Details and Analysis —	D # ___ Details and Analysis —
*Outside Information —	*Outside Information —
RESTATE YOUR THESIS:	

2



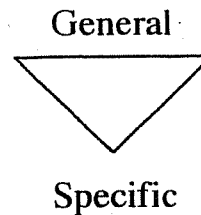
## DBQ OUTLINE ORGANIZER

THESIS STATEMENT:		
TASK/TOPIC SENTENCE:	TASK/TOPIC SENTENCE:	TASK/TOPIC SENTENCE:
D # ____ Details and Analysis —	D # ____ Details and Analysis —	D # ____ Details and Analysis —
D # ____ Details and Analysis —	D # ____ Details and Analysis —	D # ____ Details and Analysis —
*Outside Information —	*Outside Information —	*Outside Information —
RESTATE THESIS STATEMENT:		

3

#### **Step 4: Introduction**

- Start with a general statement
- Then write 2-3 sentences describing the historical setting (who, what, when and where)
- The last sentence will be your thesis statement which will be based on the *Task*

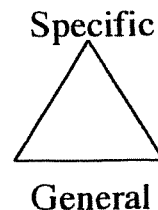


#### **Step 5: Body Paragraphs**— You should have at least one body paragraph for each task

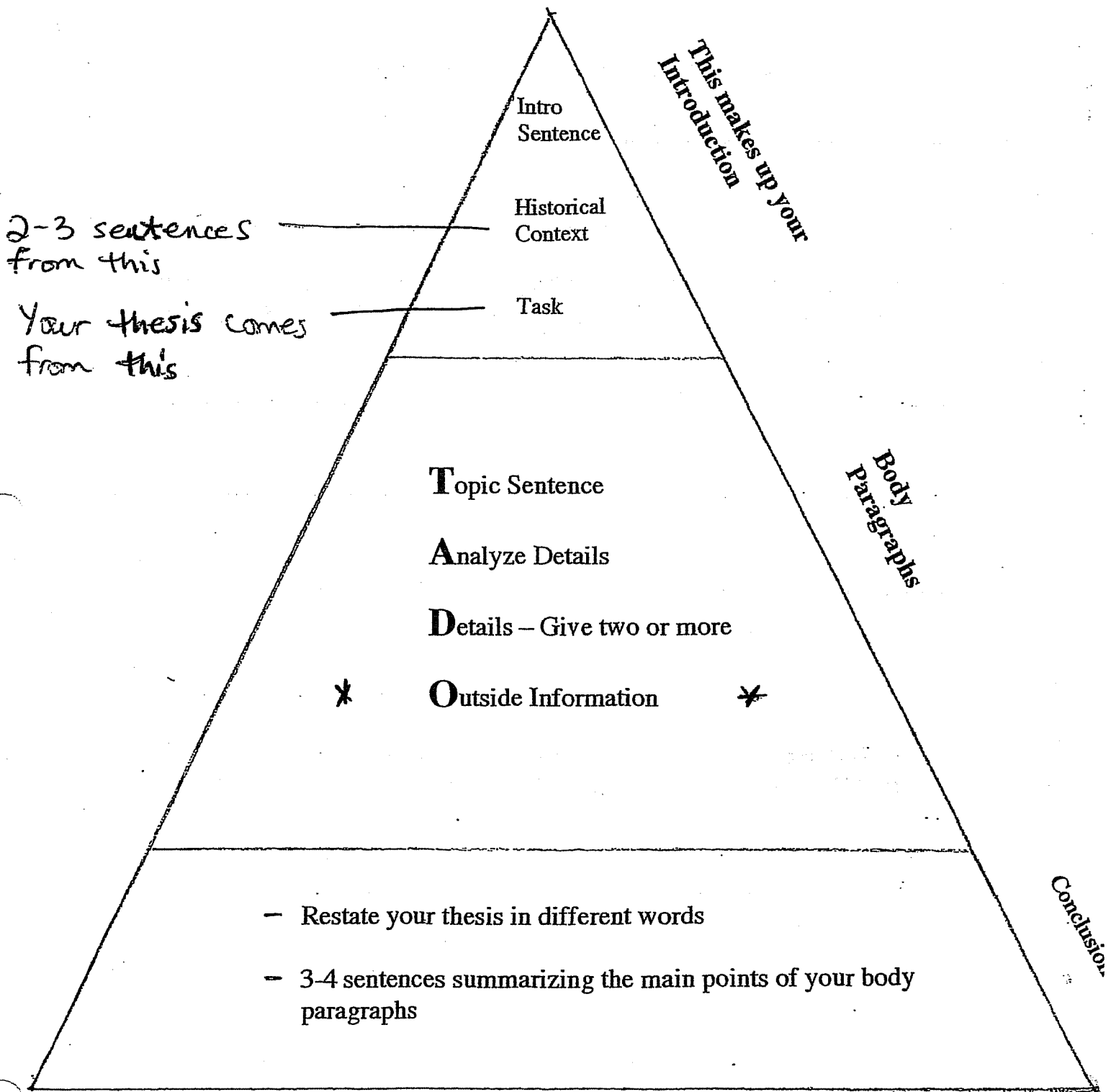
- Begin with a topic sentence stating what the paragraph will be about
- Explain how the document(s) you have chosen answers the task and state the document you are referring to (*i.e. According to Abraham Lincoln...*)
- Include at least two details/examples from each document
- Include an analysis of each document
- Include at least 4 outside facts throughout the essay

#### **Step 6: Conclusion**

- Begin with a restatement of your thesis
- Then write 3-4 sentences summarizing the main points you made in your essay



# DBQ Pyramid



\* To help you write a good body paragraph, remember our friend TAD O. \*

# **DBQ OUTLINE/ORGANIZER**

## **INTRODUCTION**

**Start with a general statement about the subject**

---

---

**Then write 2-3 sentences describing the historical setting (who, what, when, where) this should come from the HISORICAL CONTEXT**

---

---

---

---

---

**The last sentence in this paragraph will be your THESIS STATEMENT and should come from the TASK**

---

---

---



# **BODY PARAGRAPHS**

**Document #**

**Write a topic sentence saying what this paragraph will be about**

---

**Explain how the document you have chosen answers the question(s) asked in the TASK. You could begin this sentence with: According to.....(state the source of the document)**

---

---

**Analyze the document by thinking "What is the author trying to tell me?" State and discuss the author's purpose to INFORM or PERSUADE Or - Discuss the authors opinion. Is he/she biased (or having a strong opinion)?**

---

---

---

---

---

**Give two details about the document:**

1)

2)

**Then find outside information that relates to the idea or subject of this document – include at least 1 or 2 outside facts for this document.**

1)

2)

**BODY PARAGRAPHS**

**Document #** \_\_\_\_\_

Write a topic sentence saying what this paragraph will be about

\_\_\_\_\_

Explain how the document you have chosen answers the question(s) asked in the TASK. You could begin this sentence with: According to.....(state the source of the document)

\_\_\_\_\_

\_\_\_\_\_

Analyze the document by thinking "What is the author trying to tell me?" State and discuss the author's purpose to INFORM or PERSUADE Or - Discuss the authors opinion. Is he/she biased (or having a strong opinion)?

\_\_\_\_\_

\_\_\_\_\_

\_\_\_\_\_

\_\_\_\_\_

\_\_\_\_\_

Give two details about the document:

1)

\_\_\_\_\_

\_\_\_\_\_

2)

\_\_\_\_\_

\_\_\_\_\_

Then find outside information that relates to the idea or subject of this document – include at least 1 or 2 outside facts for this document.

1)

\_\_\_\_\_

2)

\_\_\_\_\_

**BODY PARAGRAPHS**

**Document #**

**Write a topic sentence saying what this paragraph will be about**

**Explain how the document you have chosen answers the question(s) asked in the TASK. You could begin this sentence with: According to.....(state the source of the document)**

**Analyze the document by thinking "What is the author trying to tell me?" State and discuss the author's purpose to INFORM or PERSUADE Or - Discuss the authors opinion. Is he/she biased (or having a strong opinion)?**

**Give two details about the document:**

1)

2)

**Then find outside information that relates to the idea or subject of this document – include at least 1 or 2 outside facts for this document.**

1)

2)

## **Conclusion**

**Restate your thesis (in different words)**

---

---

---

---

---

---

---

---

---

---

**Then write 3-4 sentences that summarize the main points you made in your essay**

---


---

---

---

---

## How and Why to Analyze Documents



### Why?

- In order to understand history one must critically view and analyze primary source documents.
- Analyzing documents in your DBQ is the difference between a score of a 1-3 or a 4-5. Basically, the difference between passing and failing.

### How to Analyze Documents?

- First, state the source of the document i.e. photographer, author, speaker, newspaper title, etc....

### Then...

- Identify and discuss the author's purpose (to persuade, inform or entertain=PIE)

Or....

- State whether or not the author is biased and discuss his/her position



NAME \_\_\_\_\_

Grading rubric and student self-assessment for DBQ's

<b>Introduction and Conclusion</b>	<b>Student Check</b>	<b>Teacher Check</b>
Introduction and Conclusion have at least 3 sentences and a thesis that includes the task. Conclusion starts by restating the thesis.		
<b>Topic Sentences</b>	<b>Topic Sentences</b>	<b>Topic Sentences</b>
An appropriate topic sentence is provided for each body paragraph.		
<b>Task</b>	<b>Task</b>	<b>Task</b>
All parts of the task are addressed in detail.		
<b>Documents</b>	<b>Documents</b>	<b>Documents</b>
The appropriate number of documents are included with a full description for each document used.		
<b>Analysis</b>	<b>Analysis</b>	<b>Analysis</b>
Each document is accurately analyzed.		
<b>Outside Information</b>	<b>Outside information</b>	<b>Outside information</b>
At least 4 outside facts are used.		



